



DOT FITTINGS

P/N 17998



FEATURES

- Inch tubing connection
- NPT threads
- Fitting Body: Brass
- Collet: Brass
- Tube Support: Stainless Steel
- O-ring: Buna N
- Threads: Brass

- Working pressure: Up to 250 psi
- Working Temp.: -40°F to +200°F
- Compressed air only, lubricated or non-lubricated

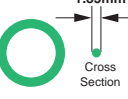
26

  <p>DOT Male 1/4" x 1/8" NPT P/N 44530</p>	  <p>DOT Male 1/4" x 1/4" NPT P/N 44531</p>	  <p>DOT Male 3/8" x 1/4" NPT P/N 44534</p>	  <p>DOT Male 3/8" x 3/8" NPT P/N 44535</p>
  <p>DOT Male, Elbow - Composite 1/4" x 1/8" NPT P/N 44542</p>	  <p>DOT Male, Elbow - Composite 1/4" x 1/4" NPT P/N 44543</p>	  <p>DOT Male, Elbow - Composite 1/4" x 3/8" NPT P/N 44544</p>	  <p>DOT Male, Elbow - Composite 3/8" x 1/4" NPT P/N 44545</p>
  <p>DOT Male, Elbow - Composite 3/8" x 3/8" NPT P/N 44546</p>	  <p>DOT Union, Composite 1/4" P/N 44591</p>	  <p>DOT Union, Composite 3/8" P/N 44592</p>	  <p>DOT Union Elbow - Composite 3/16" P/N 44595</p>
  <p>DOT Union Elbow - Composite 1/4" P/N 44596</p>	<p>EXPANSION</p>		

TRAY FRONT

1-335-1

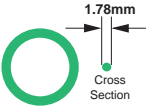
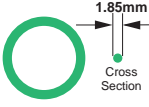
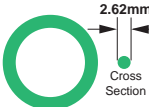
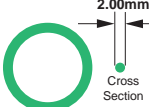
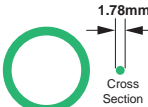
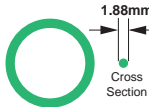
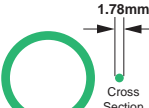
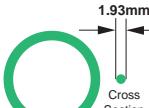
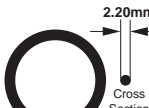
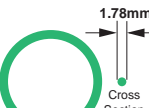


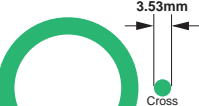
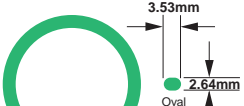







240

 <p>Capillary Tube O-Ring P/N 59745</p>	 <p>Nissan 6mm STV, Expansion Valve O-Ring P/N 59746</p>	 <p>No. 6 GM Captive O-Ring P/N 59748</p>	 <p>Nissan 8mm Switch, Liquid Line, STV, Expansion Valve O-Ring P/N 59750</p>	 <p>Nissan 16mm Hose Fitting O-Ring P/N 59749</p>	 <p>General Motors Orifice Tube O-Ring P/N 59754</p>
 <p>GM Metric Orifice Tube O-Ring (OEM #52450547) P/N 59755</p>	 <p>7mm Toyota / Import Hose Fitting / Drier O-Ring P/N 59756</p>	 <p>Ford & Import No. 6 Metric Springlock Fitting O-Ring P/N 59758</p>	 <p>No. 6 Hose Fitting & Filter Drier O-Ring P/N 59761</p>	 <p>Ford Orifice Tube O-Ring P/N 59760</p>	 <p>Ford R-134a Pressure Cycling Switch O-Ring P/N 59763</p>
 <p>GM Low Side Switch/ Accumulator Port O-Ring OEM # 52450548 P/N 59766</p>	 <p>Import Service Valve O-Ring P/N 59767</p>	 <p>No. 8 GM Captive O-Ring P/N 59768</p>	 <p>GM & Ford Pressure Cycling Switch O-Ring (Non-metric) P/N 59769</p>	 <p>GM 1/2" Dual Metric O-Ring (#15-3978 Replaces #15-3916) P/N 59771</p>	 <p>Ford No. 8 Metric Springlock O-Ring (OEM #391397-S100) P/N 59772</p>
 <p>Nippondenso 7SB16C Compressor Discharge Ftg. O-Ring P/N 59774</p>	 <p>Nissan 12MM & Hitachi Compressor Discharge O-Ring P/N 59777</p>	 <p>No. 8 Hose Fitting O-Ring P/N 59779</p>	 <p>General Motors 11mm O-Ring P/N 59824</p>	 <p>GM 5/8" Dual Metric O-Ring (#15-3982 Replaces #15-3917) P/N 59786</p>	 <p>No. 10 GM Captive O-Ring P/N 59787</p>

TRAY FRONT

A35-2

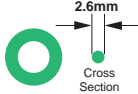
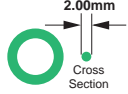
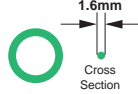
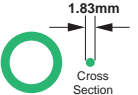
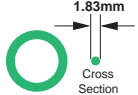
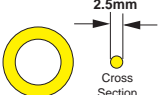
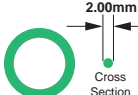

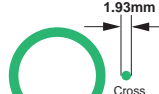
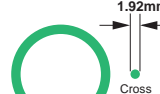
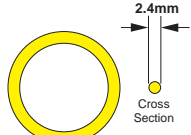
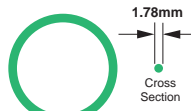
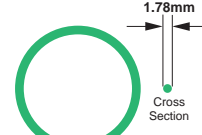

210

 <p>No. 8 Compression Fitting O-Ring P/N 59788</p>	 <p>Ford No. 10 Metric Springlock O-Ring (OEM #W701994-S) P/N 59790</p>	 <p>No. 12 GM Captive O-Ring P/N 59797</p>	 <p>Nihon DKV14C Discharge Port O-Ring P/N 59799</p>	 <p>No. 10 Hose Fitting O-Ring P/N 59798</p>	 <p>GM 3/4" Dual Metric O-Ring (#15-3983 Replaces #15-3918) P/N 59802</p>
 <p>General Motors No. 12 Hose Fitting O-Ring P/N 59805</p>	 <p>Ford No. 12 Metric Springlock O-Ring (OEM #391305-S100) P/N 59806</p>	 <p>Import Service Valve O-Ring P/N 59807</p>	 <p>No. 12 Hose Fitting O-Ring P/N 59811</p>	 <p>Misc. Import / Domestic Compressor Service Port O-Ring P/N 59816</p>	 <p>GM A6, DA6, HR6, V5 Service Valve O-Ring - 1987 & Prior P/N 59817</p>
 <p>GM R4 Service Valve O-Ring 1987 & Prior P/N 59820</p>	 <p>GM R4, DA6, HR6, HR6HE, V5 Oval Serv. O-Ring - 1988 & Up P/N 59823</p>	 <p>Nippon 7SB16C Suction Fitting, Chrysler RV2 Discharge O-Ring P/N 59822</p>	 <p>Chrysler, Ford, Import No. 6 Springlock Garter Spring P/N 59828</p>	 <p>Chrysler, Ford, Import No. 8 Springlock Garter Spring P/N 59829</p>	 <p>Chrysler, Ford, Import No. 10 Springlock Garter Spring P/N 59830</p>
 <p>Chrysler, Ford, Import No. 12 Springlock Garter Spring P/N 59831</p>	<p>LATHE CUT SEAL</p>  <p>York & Tecumseh Compressor Rotolock Teflon Seal P/N 59826</p>	 <p>R12 / R-134a POE Oil Tube 4cc For O-Rings / Seals / Parts P/N 59832</p>	<p>EXPANSION</p>	<p>EXPANSION</p>	<p>EXPANSION</p>

A35-3

TRAY FRONT

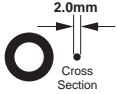


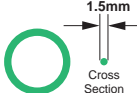
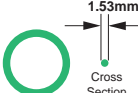
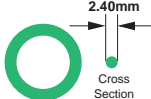
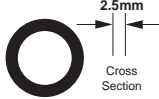
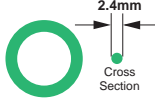
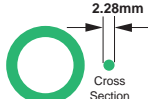
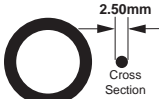
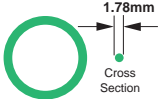
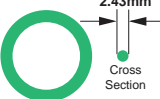
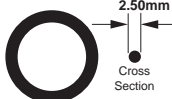
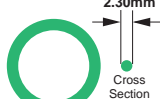
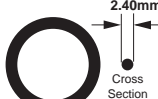
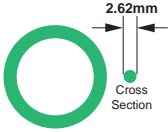
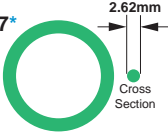
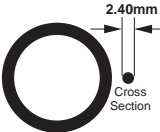
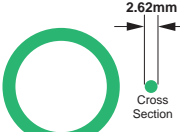
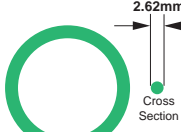
240

 <p>Jaguar Service O-Ring (OEM #XR810305) P/N 59753</p>	 <p>Range Rover Service O-Ring (OEM #JUJ100220) P/N 59757</p>	 <p>Mercedes R-134a Service O-Ring (OEM #140-997-0645) P/N 59759</p>	 <p>Jaguar Service O-Ring (OEM #KSG108116) P/N 59762</p>	 <p>Volvo Service O-Ring (OEM #6848027-6) P/N 59765</p>	 <p>Jaguar Service O-Ring P/N 59764</p>
 <p>Pressure Relief Valve O-Ring P/N 59766</p>	 <p>High Pressure Relief Valve O-Ring P/N 59767</p>	 <p>Volvo Service O-Ring (OEM #3545628) P/N 59770</p>	 <p>Mercedes R-134a Service O-Ring (OEM #140-997-07-45) P/N 59773</p>	 <p>Jaguar Service O-Ring (OEM #KSG111116) P/N 59781</p>	 <p>VW / Audi Service O-Ring P/N 59784</p>
 <p>Condenser 11mm O-Ring for Import Vehicles P/N 59785</p>	 <p>Volvo Service O-Ring (OEM #3545416) P/N 59789</p>	 <p>Volvo Service O-Ring P/N 59791</p>	 <p>Saab Compressor Port O-Ring P/N 59796</p>	 <p>Control Valve Lower O-Ring P/N 59806</p>	 <p>Control Valve Upper O-Ring P/N 59808</p>
 <p>Service Valve O-Ring P/N 59809</p>	 <p>Volvo Service O-Ring (OEM #6847526) P/N 59813</p>	 <p>Control Valve Upper O-Ring P/N 59825</p>	 <p>Audi / Volkswagen Service Port O-Ring P/N 59819</p>	 <p>Volvo Service O-Ring (OEM #3545441) P/N 59821</p>	<p>MOLDED SEAL</p>  <p>Mercedes Suction Discharge Manifold Seal P/N 59827</p>

A35-4

TRAY FRONT

240

 <p>Hyundai Service O-Ring (OEM #97690-34310) P/N 59747</p>	 <p>Nissan, Calsonic Metric Service O-Ring (OEM #92470-N8210) P/N 59751</p>	 <p>Subaru / Mazda Filter Drier Service O-Ring P/N 59752</p>	 <p>7mm Toyota / Import Hose Fitting Drier O-Ring P/N 59756</p>	 <p>Toyota Service O-Ring (OEM #90099-14122) P/N 59775</p>	 <p>Toyota Service O-Ring P/N 59776</p>
 <p>GM / Suzuki 11mm R-134a Expansion Valve O-Ring P/N 59778</p>	 <p>Nissan, Calsonic Metric Service O-Ring (OEM #92472-N8210) P/N 59780</p>	 <p>Honda / Acura / Lexus / Toyota Service Valve O-Ring P/N 59783</p>	 <p>Nissan, Calsonic R-134a Service O-Ring (OEM #92475-71L00) P/N 59782</p>	 <p>Condenser 11mm O-Ring For U.S. & Import Vehicles P/N 59785</p>	 <p>Import Service Valve O-Ring P/N 59792</p>
 <p>Hyundai Service O-Ring (OEM #97612-29000) P/N 59794</p>	 <p>Nissan, Calsonic R-134a Service O-Ring (OEM #92473-N8210) P/N 59795</p>	 <p>Import Suction Flange O-Ring P/N 59793</p>	 <p>Nissan, Calsonic R-134a Service O-Ring (OEM #92475-72L00) P/N 59800</p>	 <p>Import Discharge Flange O-Ring P/N 59801</p>	 <p>Nissan Service Valve O-Ring (OEM #N24622) P/N 59803</p>
 <p>Sanden Compressor Pad Mount Discharge O-Ring P/N 59804</p>	 <p>CP0037* Diesel Kiki DKS13G, 17G Discharge Port O-Ring P/N 59810</p>	 <p>Import Service Valve O-Ring P/N 59812</p>	 <p>Nippondenso 10P Comp. Suct. & Discharge Port O-Ring P/N 59814</p>	 <p>Ford FS6, Nipp. 10P15 Oval Service Valve O-Ring P/N 59815</p>	 <p>Sanden TRF105, TRS105 Suction Port O-Ring P/N 59818</p>

A35-5

TRAY FRONT

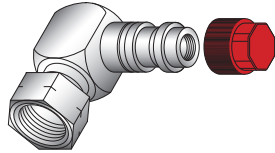
60

 <p>GM Part # 3033879 3033919 15-5151 15-5611</p> <p>Audi Part # 302-272-679</p> <p>General Motors & Import White Orifice Tube With Black O-Ring, Orifice Size .072" P/N 59845</p>	 <p>Ford Part # EOVY-19D990-A E1FZ-19D990-A F5SZ-19D990AB YG-322 YG-345</p> <p>Nissan / Quest Part # F3XY-19D990-A</p> <p>Ford & Import Blue Orifice Tube With 2 Green O-Rings, Orifice Size .067" P/N 59846</p>	 <p>Ford Part # F09Z-19D990-A E69Z-19D990-B F427-19D990-A F52Z-19D990AB YG-319 YG-347</p> <p>Ford & Import Green Orifice Tube With 2 Green O-Rings, Orifice Size .052" P/N 59847</p>
 <p>GM Part # E69Z-19D990-A F5UZ-19D990AB YG-321 YG-346</p> <p>Mazda Part # F4UZ-19D990-A</p> <p>Ford & Import Red Orifice Tube With 2 Green O-Rings, Orifice Size .062" P/N 59848</p>	 <p>Ford Part # E8TZ-19D990-A E8UZ-19D990-A F5DZ-19D990AB YG-323 YG-343 F2DZ-19D990-A</p> <p>Chrysler Part # 4885974AC 04883839AA</p> <p>Ford, Chrysler & Import Orange Orifice Tube With 2 Green O-Rings, Orifice Size .057" P/N 59849</p>	 <p>GM Part # 3096068 15-5378</p> <p>General Motors & Import Black / White Orifice Tube With Black O-Ring, Orifice Size .072" (T-Top) P/N 59850</p>
 <p>Ford Part # F09Z-19D990-A E69Z-19D990-B F39Z-19D990A YG-320</p> <p>Caterpillar Part # 7X2049</p> <p>Ford Brown Orifice Tube With 2 Green O-Rings, Orifice Size .047" P/N 59851</p>	 <p>Chrysler Part # 36002432</p> <p>Jeep Eagle Part # 36002432</p> <p>Dodge Part # 55036182</p> <p>International Part # 8548044C1</p> <p>Chrysler Purple Orifice Tube With 2 Green O-Rings, Orifice Size .062" (T-Top) P/N 59852</p>	 <p>GM Part # 52473660 or 52460909</p> <p>Volvo Part # 1324829-9</p> <p>Opel / Vauxhall Part # 15-3079 or 15-30973</p> <p>Caterpillar Part # 189-1707</p> <p>General Motors & Import Yellow / White Orifice Tube With Black O-Ring, Orifice Size .062" P/N 59853</p>
 <p>GM Part # 52477004 15-5612</p> <p>General Motors Yellow / White Orifice Tube With Black O-Ring, Orifice Size .062" (T-Top) P/N 59854</p>	 <p>Chrysler / Dodge Part # 5101886AA</p> <p>Chrysler / Dodge Orange Orifice Tube, Orifice Size .057" (T-Top) P/N 59856</p>	 <p>Ford Part # YG-380 XC4Z-19D990-AA</p> <p>Ford Black / White Orifice Tube With 2 Black O-Rings, Orifice Size .072" P/N 59855</p>

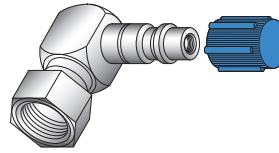
A35-6

TRAY FRONT

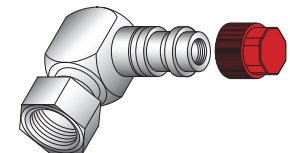
31



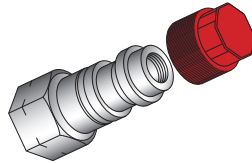
16mm x 3/8-24 (3/16") R-134a Port Adapter
 With Red Cap & Valve Core (Steel)
P/N 59865



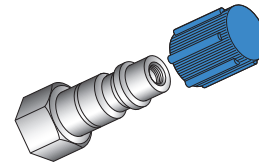
13mm x 7/16-20 (1/4") R-134a Port Adapter
 With Blue Cap & Valve Core (Steel)
P/N 59864



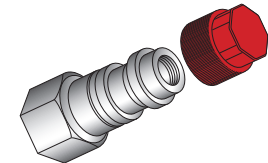
16mm x 7/16-20 (1/4") R-134a Port Adapter
 With Red Cap & Valve Core (Steel)
P/N 59863



16mm x 3/8-24 (3/16") R-134a Port Adapter
 With Red Cap & Valve Core (Steel)
P/N 59868



13mm x 7/16-20 (1/4") R-134a Port Adapter
 With Blue Cap & Valve Core (Steel)
P/N 59867



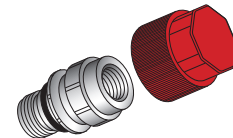
16mm x 7/16-20 (1/4") R-134a Port Adapter
 With Red Cap & Valve Core (Steel)
P/N 59866




3/16" Block Off Cap
P/N 59870



1/4" Block Off Cap
P/N 59871



GM 16mm x 7/16-20 Base Thread Retrofit Primary Adapter
 With Red Cap & Valve Core
P/N 59862



Standard R-134a Retrofit Label With Clear Plastic Cover
P/N 59869



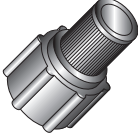
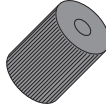
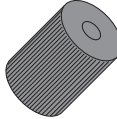

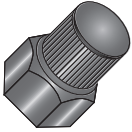
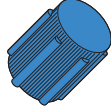




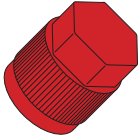
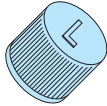


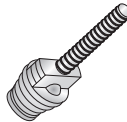





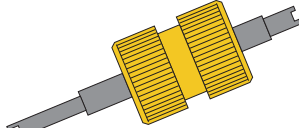
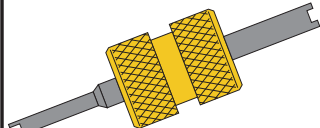
EXPANSION

EXPANSION

TRAY FRONT

A35-7









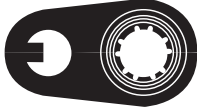



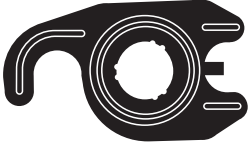









152

 <p>3/16" Black R-12 Valve Port Plastic Cap With Seal P/N 59879</p>	 <p>1/4" Black R-12 Valve Port Plastic Cap With Seal P/N 59880</p>	 <p>York / Tecumseh Service Valve Cap With Seal P/N 59899</p>	 <p>13mm Black R-134a Low Side Valve Port Cap Eaton SSV P/N 59885</p>	 <p>16mm Black R-134a High Side Valve Port Cap Eaton SSV P/N 59886</p>	 <p>M12x1.5 Round Cap With Seal P/N 59900</p>
 <p>M10x1.25 Bell Hex Cap With Seal P/N 59901</p>	 <p>13mm Blue R-134a Low Side Valve Port Cap OEM/Aftermarket P/N 59877</p>	 <p>16mm Red R-134a High Side Valve Port Cap OEM/Aftermarket P/N 59878</p>	 <p>13mm Blue R-134a Low Side Valve Port Cap OEM Type P/N 59881</p>	 <p>16mm Red R-134a High Side Valve Port Cap OEM Type P/N 59882</p>	 <p>13mm Blue R-134a Low Side Valve Port Cap J.R.A. Type P/N 59883</p>
 <p>16mm Red R-134a High Side Valve Port Cap J.R.A. Type P/N 59884</p>	 <p>OEM Type J.R.A. Low Side Valve Port Cap (M9 -1.0) P/N 59887</p>	 <p>OEM Type J.R.A. High Side Valve Port Cap (M10 - 1.25) P/N 59888</p>	 <p>R-12 & R-134a U.S. & Import Standard Flow Valve Core P/N 59889</p>	 <p>R-134a U.S. Eaton SSV High Flow Valve Core (M8) P/N 59892</p>	 <p>R-134a U.S. Eaton SSV High Flow Valve Core (M10) P/N 59893</p>
 <p>R-12 & R-134a GM Large Bore High Flow Valve Core P/N 59891</p>	 <p>R-134a JRA Import High Flow Valve Core (M6) P/N 59890</p>	 <p>R-12 & R-134a Renault France Standard Flow Valve Core (M5) P/N 59896</p>	 <p>R-134a Peugeot & Volvo High Flow Valve Core (M8) P/N 59894</p>	 <p>R-12 & R-134a Standard & High Flow Valve Core Tool P/N 59898</p>	 <p>Eaton SSV M8 & M10 Valve Core Tool P/N 59897</p>

A35-8

TRAY FRONT

220

 <p>Chrysler C171 & A590 Service Port Plastic Pilot (OEM #3847147) P/N 59919</p>	 <p>Chrysler Block Extension Valve Suction & Discharge Pilot Set P/N 59923</p>	 <p>Chrysler Block Extension Valve Suction & Discharge Pilot Set P/N 59924</p>	 <p>Chrysler Condenser Block Gasket OEM #3848635 P/N 59907</p>	 <p>Use with CP0077 Plastic Pilots</p> <p>Chrysler Std. Block Expansion Valve Gasket OEM #3846836 P/N 59908</p>	 <p>Use with CP0077 Plastic Pilots</p> <p>Chrysler Black Block Expansion Valve Gasket W/ Foam Coating (OEM #4677045) P/N 59914</p>
 <p>Use with CP0077 Plastic Pilots</p> <p>Chrysler Block Expansion Valve Suction / Liquid Line Gasket OEM #3846834 P/N 59906</p>	 <p>Chrysler Standard Block Filter Drier Gasket (1978-95) (OEM #3847083) P/N 59909</p>	 <p>Chrysler Filter Drier Block Gasket .377" Small Bolt Hole (1993 & Up) (OEM #4720747) P/N 59918</p>	 <p>Chrysler / Sanden Discharge Port gasket P/N 59925</p>	 <p>Chrysler 6C17 5/8" I.D. Service Flange Gasket (1989) (OEM #3849730) P/N 59910</p>	 <p>Chrysler 6C17 Service Flange Gasket (1991 & Up) (OEM #4638189) P/N 59912</p>
 <p>Chrysler 6C17 Service Flange Gasket 1/2" I.D. (1990-89) (OEM #5264373) P/N 59913</p>	 <p>Chrysler Sanden Suction Port Gasket 16mm I.D. (OEM #5210223) P/N 59920</p>	 <p>Use with CP0076 Plastic Pilots</p> <p>Chrysler C171 & A590 Service Port Gasket (OEM #3847081) P/N 59911</p>	 <p>#8 (1/2") GM Dual O-Ring Connection Metal Backup Gaskets (1992 & Up) (OEM #52460714) P/N 59915</p>	 <p>#10 (5/8") GM Dual O-Ring Connection Metal Backup Gaskets (1992 & Up) (OEM #52460715) P/N 59916</p>	 <p>#12 (3/4") GM Dual O-Ring Connection Metal Backup Gaskets (1992 & Up) (OEM #52460716) P/N 59917</p>
 <p>CHRYSLER / NIPPONDENSO 10S DISCHARGE GASKET KIT OEM KIT #05066497AA P/N 59926</p>	 <p>CHRYSLER / NIPPONDENSO 10S SUCTION GASKET KIT OEM KIT #05066498AA P/N 59927</p>	 <p>Chrysler 3/8" LX Drier/Liquid Line Gasket/O-Ring Kit (OEM #05161761AA) P/N 59922</p>	 <p>Chrysler 5/8" KJ Hose Gasket/O-Ring Kit (OEM #05072141AA) P/N 59921</p>	<p>EXPANSION</p>	<p>EXPANSION</p>

A35-9

TRAY FRONT

48



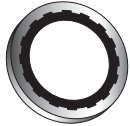
General Motors & Opel 5/8" I.D. Thin Stepped Block Sealing Washer
 • GM Part #2724952 • Delco Part #15-30917
 Chrysler 5/8" I.D. Thin Stepped Block Sealing Washer
 • Chrysler Part #05012979AA
P/N 59941



General Motors 8mm Slim Line Block Fitting Sealing Washer
 • GM Part #5247087 • Delco Part #15-31054
P/N 59942




General Motors 11mm Slim Line Block Fitting Sealing Washer
 • GM Part #52474373 • Delco Part #15-31055
 Chrysler & Opel 11mm Slim Line Block Fitting Sealing Washer
 • Chrysler Part #5012980AA
P/N 59943




General Motors 17mm Slim Line Block Fitting Sealing Washer
 • GM Part #27249661, 52474375
 • Delco Part #15-31056, 15-31101
P/N 59944



General Motors 5/8" I.D. Thick Sealing Washer - Black
 • GM Part #5247910
P/N 59933




General Motors 5/8" I.D. Thin Sealing Washer - Silver
 • GM Part #5245572
 Chrysler (Replaces Green HNBR Version)
 • Chrysler Part #4761737
P/N 59934



General Motors 3/4" I.D. Thin Sealing Washer - Silver
 • GM Part #52455756
P/N 59935



General Motors Thick Retrofit Sealing Washer - Green
 • GM Part #2724890
P/N 59936



General Motors Thick Retrofit Sealing Washer - Red
 • GM Part #2724889
P/N 59937



General Motors Thick Retrofit Sealing Washer - Yellow
 • GM Part #2724888
P/N 59938



Dodge Suction Port Sealing Washer
 • Dodge Part #56003881
P/N 59939



Dodge Discharge Port Sealing Washer
 • Dodge Part #56005915
P/N 59940

A35-10

TRAY FRONT



D.O.T. AIR BRAKE BRASS PUSH-IN FITTINGS

FEATURES:

- All brass body
- Stainless steel tube support assures maximum flow and performance characteristics
- Elbows and tees available in swivel or rigid dryseal pipe threads.
- Lubricated O-Ring Seal (Buna N) insures a quick, easy and positive seal
- Innovative Collet design insures positive grip on tubing
- Release button offers quick and easy disconnections

P/N 17018

20

 <p>STRAIGHT UNION 1/4" P/N 44779</p>	 <p>STRAIGHT UNION 3/8" P/N 44780</p>	 <p>MALE CONNECTOR 1/4" x 1/4" NPT P/N 44740</p>	 <p>MALE CONNECTOR 3/8" x 1/4" NPT P/N 44745</p>
 <p>MALE CONNECTOR 3/8" x 3/8" NPT P/N 44746</p>	 <p>MALE SWIVEL ELBOW 1/4" x 1/4" NPT P/N 44764</p>	 <p>MALE SWIVEL ELBOW 3/8" x 1/4" NPT P/N 44767</p>	 <p>MALE SWIVEL ELBOW 3/8" x 3/8" NPT P/N 44768</p>
 <p>45° MALE ELBOW 1/4" x 1/4" NPT P/N 44791</p>	 <p>45° MALE ELBOW 3/8" x 1/4" NPT P/N 44793</p>	 <p>45° MALE ELBOW 3/8" x 3/8" NPT P/N 44794</p>	 <p>MALE SWIVEL BRANCH TEE 1/4" x 1/4" NPT P/N 44771</p>
 <p>MALE SWIVEL BRANCH TEE 3/8" x 1/4" NPT P/N 44772</p>	 <p>MALE SWIVEL BRANCH TEE 3/8" x 3/8" NPT P/N 44773</p>	 <p>UNION TEE 1/4" P/N 44775</p>	 <p>UNION TEE 3/8" P/N 44776</p>

TRAY FRONT

A35-11



D.O.T. AIR BRAKE BRASS PUSH-IN FITTINGS, 5/8"

FEATURES:

- All brass body
- Stainless steel tube support assures maximum flow and performance characteristics
- Elbows and tees available in swivel or rigid dryseal pipe threads.

- Lubricated O-Ring Seal (Buna N) insures a quick, easy and positive seal
- Innovative Collet design insures positive grip on tubing
- Release button offers quick and easy disconnections

P/N 17034

22



MALE CONNECTOR
5/8" x 3/8" NPT
P/N 44906



MALE CONNECTOR
5/8" x 1/2" NPT
P/N 44907



STRAIGHT UNION
5/8"
P/N 44908



UNION TEE
5/8"
P/N 44909



MALE ELBOW
5/8" x 3/8" NPT
P/N 44910



MALE ELBOW
5/8" x 1/2" NPT
P/N 44911



45° MALE SWIVEL ELBOW
5/8" x 1/2" NPT
P/N 44912



MALE SWIVEL ELBOW
5/8" x 3/8" NPT
P/N 44913



MALE SWIVEL ELBOW
5/8" x 1/2" NPT
P/N 44914



45° MALE ELBOW
5/8" x 3/8" NPT
P/N 44915



45° MALE ELBOW
5/8" x 1/2" NPT
P/N 44916

EXPANSION

A35-12

TRAY FRONT



WINDSHIELD REPAIR SYSTEM ASSORTMENT

FEATURES:

- Repairs common windshield damage avoiding visibility hazards and replacement costs
- Stops damage from spreading or cracks from developing
- Forms a clear permanent repair
- No mixing – fast and easy to use

P/N 17913


30



Adhesive Alignment Seals
P/N 78004



UV Quick Cure Resin 1/2 oz.
P/N 78000



Mylar Square Curing Film
P/N 78010



Hose 30"
P/N 78006



Scraper
P/N 66403



Pedestal Resin Chambers
P/N 78005



Carbide Probe
P/N 78009



Flow Regulator
P/N 78007



Cure Guard
P/N 78008



CHROMATE
WINDSHIELD REPAIR SYSTEM

100 DaVinci Drive, Bohemia, NY 11716
1-800-BUY-BOLT • Fax: 631-567-2418
www.chromate.com

Manual
P/N 78013

OPTIONAL:
Video
P/N 78012

OPTIONAL:
UV Light P/N 78002
Charger P/N 78003

Injector Assembly
P/N 78001

A35-13

TRAY FRONT

HEADLIGHT / TAIL LIGHT / MIRROR REPAIR

INSTANT LENS REPAIR FEATURES:

- Repairs headlight, tail light and backup light lenses
- Fast and easy to apply – repairs without removing housing
- Prevents lights from burning out

REAR VIEW MIRROR FEATURES:

- Standard button attachment and reattachment over chipped glass

P/N 17914



INSTANT LENS REPAIR INSTRUCTIONS

1. Remove all loose and broken pieces around damaged area. Clean lens around area thoroughly with dry cloth or paper towel.
2. Place Repair Panel (flat side up) on a level surface. Note: Flat surface side of the repair panel is the surface that receives the adhesive gasket.
3. Remove the liner from one side of the adhesive gasket and apply it to the flat surface of the panel. Match the edges of gasket to the edges of the panel. Press gasket to panel. Run fingers round insuring a good bond.
4. Hold panel over damaged area to determine size of lens repair panel. Position the Panel allowing a 1/2 inch overlap on all sides of damage. If size selected needs to be smaller trim along the inner grid lines.
5. Remove remaining liner off adhesive gasket. Position panel over damaged area with a 1/2 inch overlap on all sides of the damage and press to lens. Run your fingers around the solid area insuring a good bond.

Instant Lens (Clear) – 3-3/4" x 7-3/4"
P/N 78032



INSTANT LENS REPAIR INSTRUCTIONS

1. Remove all loose and broken pieces around damaged area. Clean lens around area thoroughly with dry cloth or paper towel.
2. Place Repair Panel (flat side up) on a level surface. Note: Flat surface side of the repair panel is the surface that receives the adhesive gasket.
3. Remove the liner from one side of the adhesive gasket and apply it to the flat surface of the panel. Match the edges of gasket to the edges of the panel. Press gasket to panel. Run fingers round insuring a good bond.
4. Hold panel over damaged area to determine size of lens repair panel. Position the Panel allowing a 1/2 inch overlap on all sides of damage. If size selected needs to be smaller, trim along the inner grid lines.
5. Remove remaining liner off adhesive gasket. Position panel over damaged area with a 1/2 inch overlap on all sides of the damage and press to lens. Run your fingers around the solid area insuring a good bond.

Instant Lens (Red) – 7" x 10"
P/N 78031



INSTANT LENS REPAIR INSTRUCTIONS

1. Remove all loose and broken pieces around damaged area. Clean lens around area thoroughly with dry cloth or paper towel.
2. Place Repair Panel (flat side up) on a level surface. Note: Flat surface side of the repair panel is the surface that receives the adhesive gasket.
3. Remove the liner from one side of the adhesive gasket and apply it to the flat surface of the panel. Match the edges of gasket to the edges of the panel. Press gasket to panel. Run fingers round insuring a good bond.
4. Hold panel over damaged area to determine size of lens repair panel. Position the Panel allowing a 1/2 inch overlap on all sides of damage. If size selected needs to be smaller, trim along the inner grid lines.
5. Remove remaining liner off adhesive gasket. Position panel over damaged area with a 1/2 inch overlap on all sides of the damage and press to lens. Run your fingers around the solid area insuring a good bond.

Instant Lens (Amber) – 3-3/4" x 7-3/4"
P/N 78030

**REAR VIEW MIRROR SAVER INSTRUCTIONS
STANDARD BUTTON ATTACHMENT**

1. Hold mirror assembly and scrape off old resin using safety razor. Once button is clean, detach it from bracket assembly.
 2. Mark outside of windshield for proper placement of button before cleaning inside windshield of old adhesive.
 3. Thoroughly remove all traces of old resins from windshield with a safety razor.
 4. Apply adhesive to the smaller surface of the button by pushing plunger in slowly, allowing adhesive to flow evenly over entire surface of the button. (Apply 1/2 the adhesive, leaving remainder for a second button repair.)
 5. Place button activator screen over adhesive dispensed on button.
 6. Immediately mount button on windshield, ensuring rounded edge of button is facing upward. Press button to glass and hold in place for 2 minutes. Hold longer if temperature is below 50°F. Release and allow to set for 20 minutes.
 7. Use a razor blade to remove any excess adhesive or activator screen from around button. Mirror bracket is now ready to be mounted onto mirror button.
- (SEE PACKAGE FOR INSTRUCTIONS FOR CHIPPED GLASS REPAIR AND FULL DETAIL INSTRUCTIONS)



Rear View Mirror Saver Kit **P/N 78025**

**All-Purpose Shears
P/N 78033**



TRAY FRONT



UNIVERSAL NYLON RETAINERS, BLACK AND BLUE

























P/N 17717



FEATURES

- Covers 2.5 mm to 10 mm hole sizes
- Nylon Shield Retainers
- Weatherstrip Retainers
- Dash Panel Retainers
- Rear Hood Seal Retainers
- Bumper Filler Retainers
- Fascia Panel Retainers
- Textured Head Panel Retainers
- Trim Panel Retainers
- Radiator Panel Retainers
- Fascia Bumper Retainers

465

 <p>7/64" (2.5 mm) Hole Size Universal Nylon Shield Retainers, Black P/N 9720</p>	 <p>5/32" (4 mm) Hole Size Universal Nylon Shield Retainers, Black P/N 9721</p>	 <p>3/16" (4.5 mm) Hole Size Universal Nylon Shield Retainers, Black P/N 9722</p>	 <p>3/16" (4.5 mm) Hole Size Universal Weatherstrip Retainers, Black P/N 9723</p>	 <p>3/16" (4.5 mm) Hole Size Dash Panel Retainers, Black P/N 9724</p>	 <p>1/4" (6.4 mm) Hole Size Universal Nylon Shield Retainers, Black P/N 9731</p>
 <p>13/64" (5.3 mm) Hole Size Short Weatherstrip Retainers, Black P/N 9726</p>	 <p>13/64" (5.3 mm) Hole Size Long Weatherstrip Retainers, Black P/N 9727</p>	 <p>13/64" (5.3 mm) Hole Size Universal Nylon Shield Retainers, Blue P/N 9725</p>	 <p>7/32" (5.5 mm) Hole Size Universal Nylon Shield Retainers, Black P/N 9728</p>	 <p>7/32" (5.5 mm) Hole Size Universal Nylon Shield Retainers, Black P/N 9729</p>	 <p>5/16" (7.8 mm) Hole Size Rear Hood Seal Retainers, Black P/N 9740</p>
 <p>15/64" (6 mm) Hole Size Universal Nylon Shield Retainers, Black P/N 9730</p>	 <p>1/4" (6.4 mm) Hole Size Bumper Filler Retainers, Black P/N 9735</p>	 <p>1/4" (6.4 mm) Hole Size Short Universal Nylon Shield Retainers, Black P/N 9732</p>	 <p>1/4" (6.4 mm) Hole Size Long Universal Nylon Shield Retainers, Black P/N 9733</p>	 <p>1/4" (6.4 mm) Hole Size Fascia panel Retainers, Black P/N 9734</p>	 <p>9/32" (7.1 mm) Hole Size Textured Head Panel Retainers, Black P/N 9736</p>
 <p>5/16" (7.8 mm) Hole Size Universal Nylon Shield Retainers, Black P/N 9737</p>	 <p>5/64" (7.8 mm) Hole Size Universal Nylon Shield Retainers, Black P/N 9738</p>	 <p>5/16" (7.8 mm) Hole Size Trim Panel Retainers, Black P/N 9739</p>	 <p>23/64" (9 mm) Hole Size Trim Panel Retainers, Black P/N 9741</p>	 <p>3/8" (9.5 mm) Hole Size Radiator Panel Retainers, Black P/N 9742</p>	 <p>25/64" (10 mm) Hole Size Fascia Bumper Retainers, Black P/N 9743</p>

A3-15

TRAY FRONT



ERGO TUFLOKS NYLON PUSH-TYPE RETAINERS, BLACK























P/N 17718



FEATURES

- Hole Sizes: 6.5 mm to 10 mm
- Flange Sizes: 14 mm to 25 mm
- Panel Rages: 2 mm to 10 mm

255

  <p>Hole Size: 6.5 mm Flange Size: 18 mm Panel Range: 2.0 to 4.5 mm P/N 9760</p>	  <p>Hole Size: 8 mm Flange Size: 19 mm Panel Range: 5.0 to 7.0 mm P/N 9763</p>	  <p>Hole Size: 8.5 mm Flange Size: 20 mm Panel Range: 4.5 to 7.0 mm P/N 9766</p>	  <p>Hole Size: 10.5 mm Flange Size: 25 mm Panel Range: 3.0 to 6.0 mm P/N 9769</p>
  <p>Hole Size: 6.5 mm Flange Size: 18 mm Panel Range: 4.5 to 7.0 mm P/N 9761</p>	  <p>Hole Size: 8.5 mm Flange Size: 20 mm Panel Range: 2.0 to 4.5 mm P/N 9764</p>	  <p>Hole Size: 8.5 mm Flange Size: 20 mm Panel Range: 7.0 to 10.0 mm P/N 9767</p>	  <p>Hole Size: 10.5 mm Flange Size: 25 mm Panel Range: 6.0 to 9.0 mm P/N 9770</p>
  <p>Hole Size: 6.5 mm Flange Size: 14 mm Panel Range: 7.0 to 9.5 mm P/N 9762</p>	  <p>Hole Size: 8.5 mm Flange Size: 19 mm Panel Range: 2.7 to 5.3 mm P/N 9765</p>	  <p>Hole Size: 9.5 mm Flange Size: 18 mm Panel Range: 2.95 to 5.75 mm P/N 9768</p>	<p style="text-align: center; color: gray; font-size: 2em;">EXPANSION</p>

A35-16

TRAY FRONT